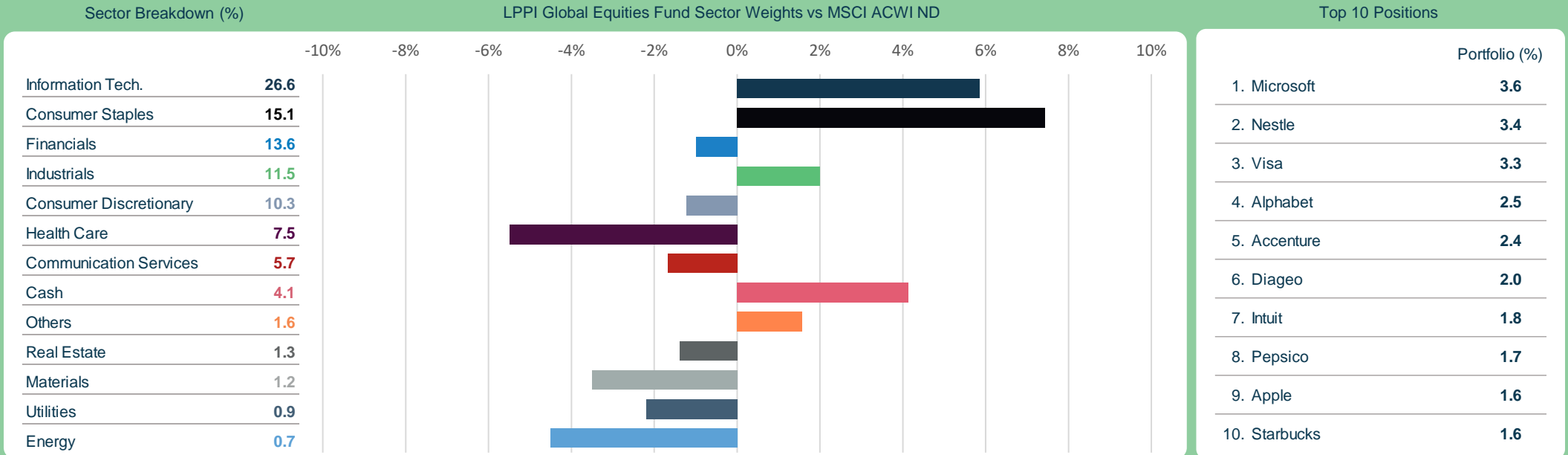


Responsible Investment Dashboard Q3 2022

1. Portfolio Insights

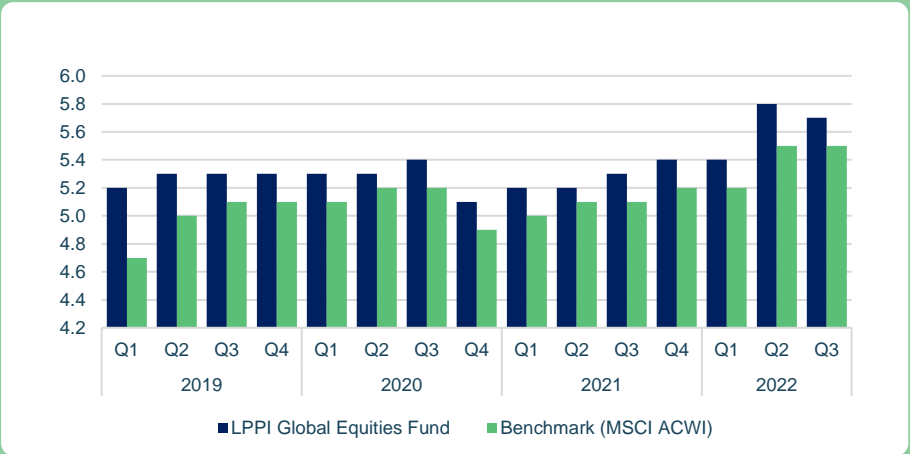
Listed Equities (LPPI Global Equities Fund)



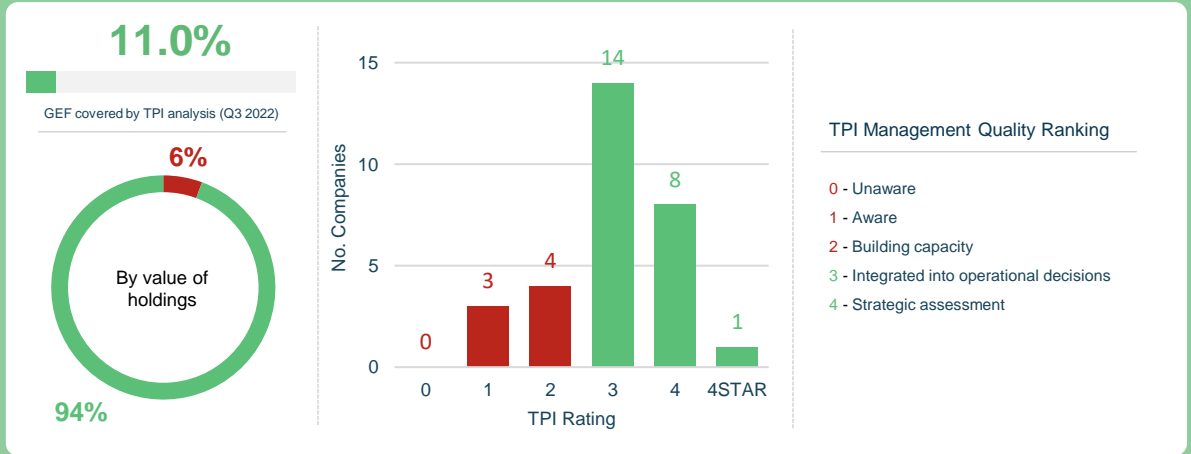
Governance Insights (ISS DataDesk)



Portfolio ESG Score (MSCI ESG Metrics)



Transition Pathway Initiative – Management Quality Headlines



Responsible Investment Dashboard Q3 2022

1. Portfolio Insights

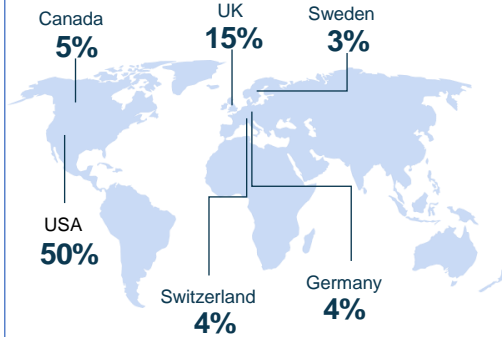
Other asset classes

Private Equity

Industry Breakdown (%)




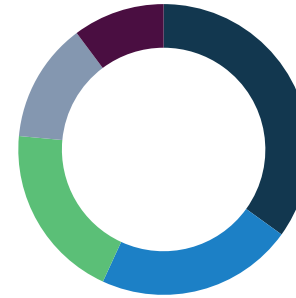
Region Breakdown (%)



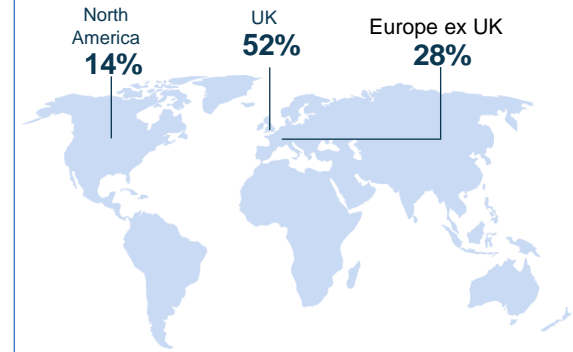
RoW
21%

Infrastructure (LPPI Global Infrastructure Fund)

Industry Breakdown (%)



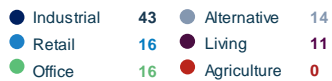
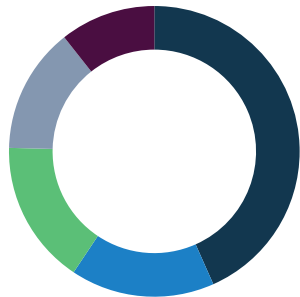
Region Breakdown (%)



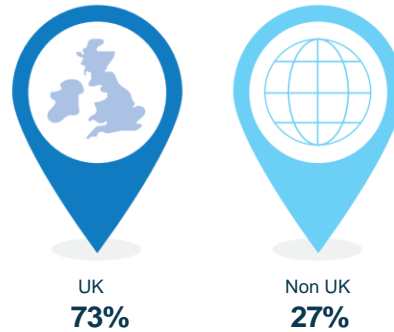
RoW
5%

Real Estate (LPPI Real Estate Fund)

Sector Breakdown (%)



Geographical Exposure (NAV %)



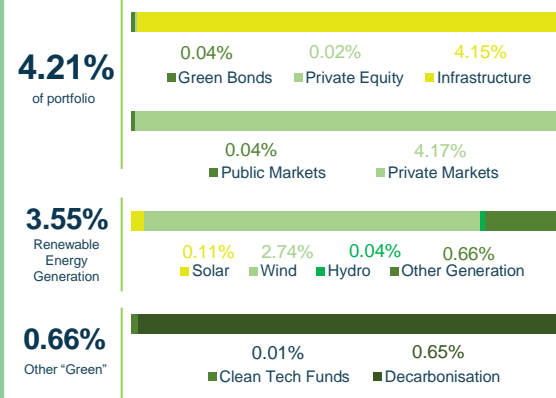
UK
73%

Non UK
27%

Green & Brown Exposure

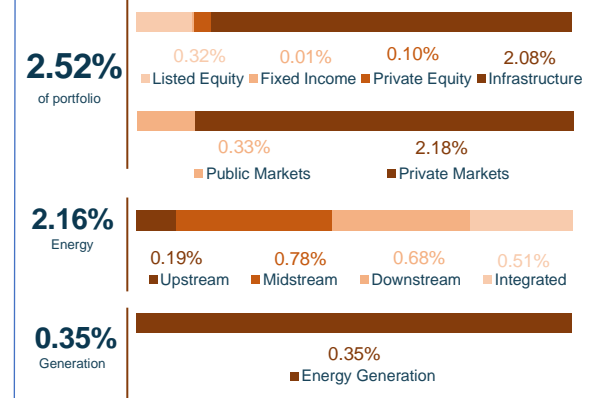
Green

Investments in businesses directly contributing to the global transition to a lower carbon economy, expressed as a % of the total value of the pension Fund.

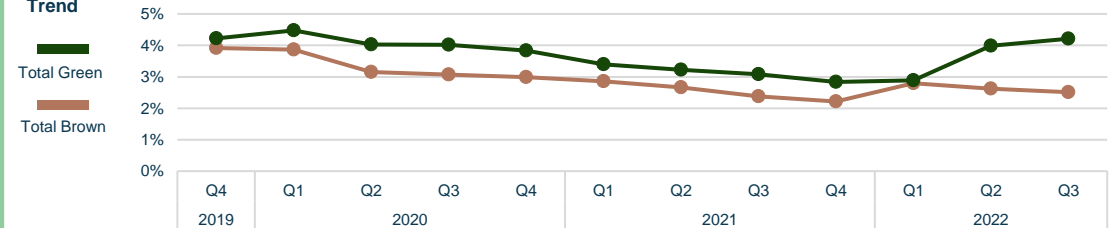


Brown

Investments in traditional energy (based on fossil fuels) expressed as a % of the total value of the Pension Fund.



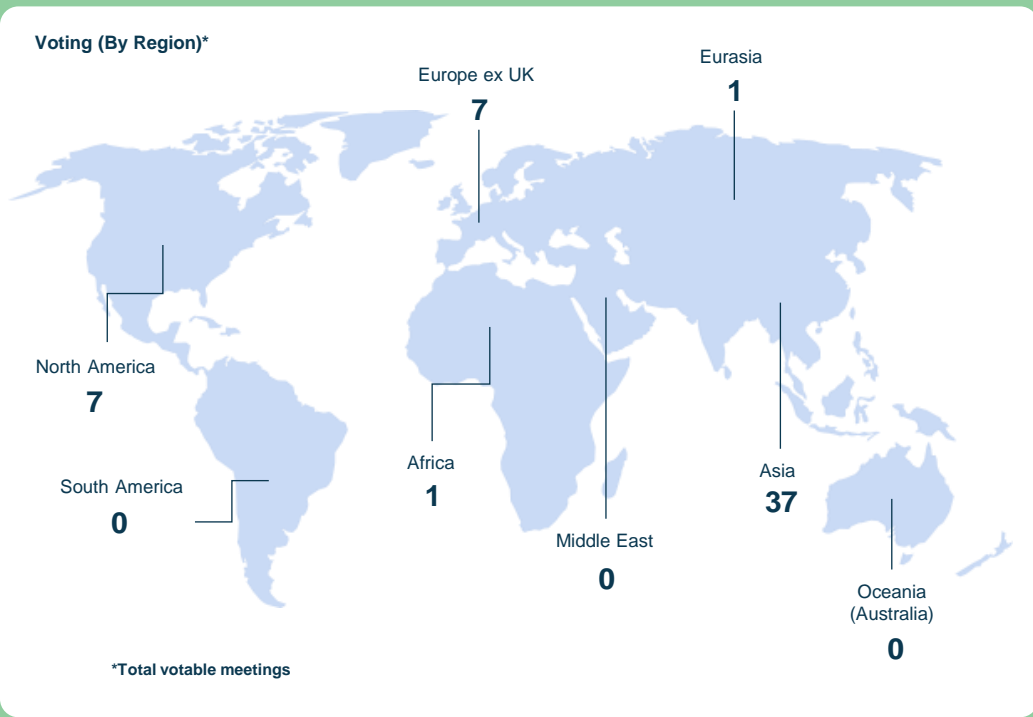
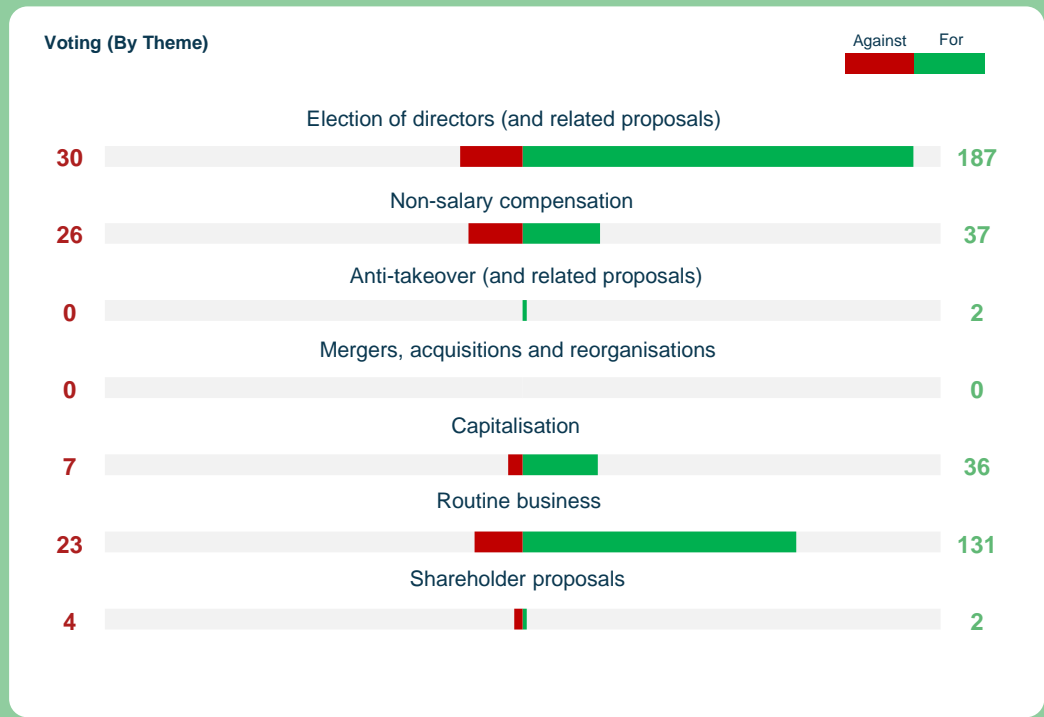
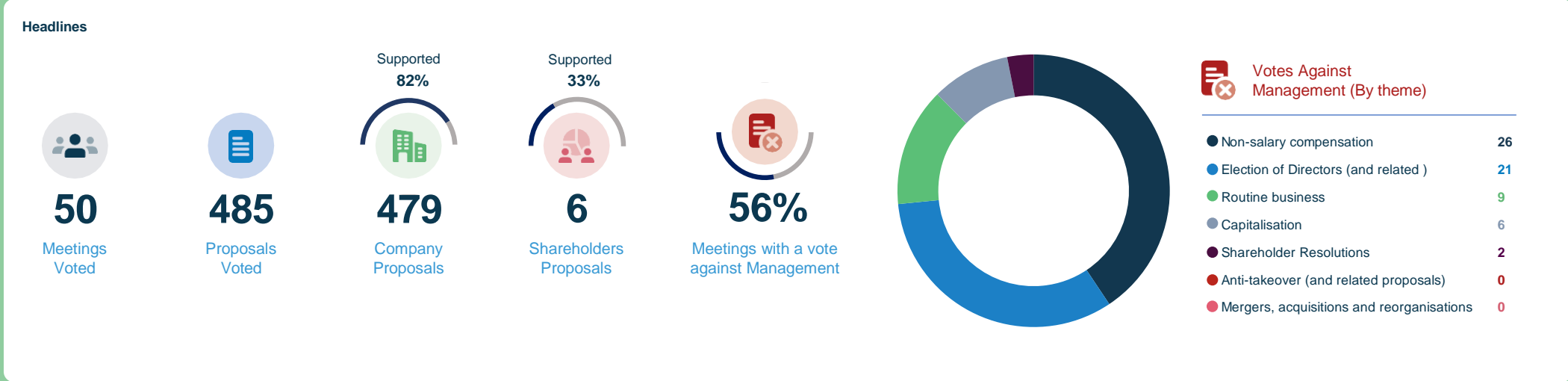
Trend



2. Stewardship Headlines

Shareholder Voting

Shareholder Voting Statistics (LPPI Global Equity Fund)

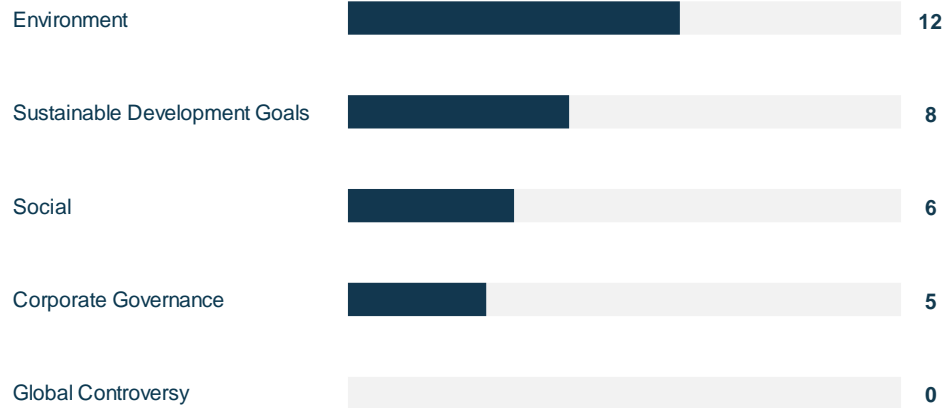


2. Stewardship Headlines

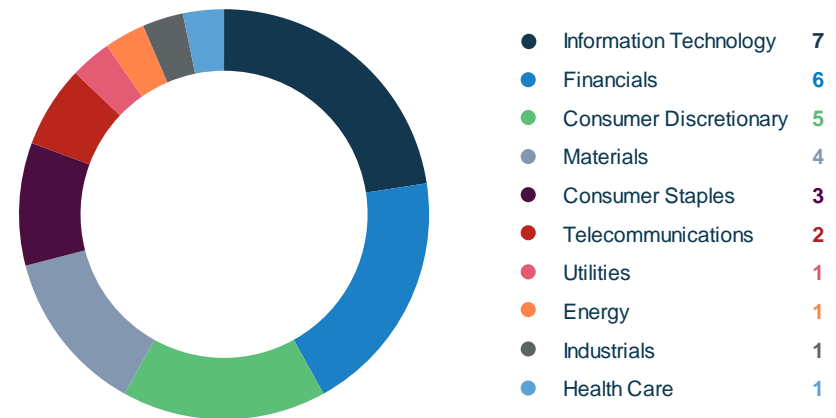
Engagement (Public Markets): Robeco

The following data is specifically related to the companies in LPPI's portfolio and the engagements Robeco undertake on our behalf.

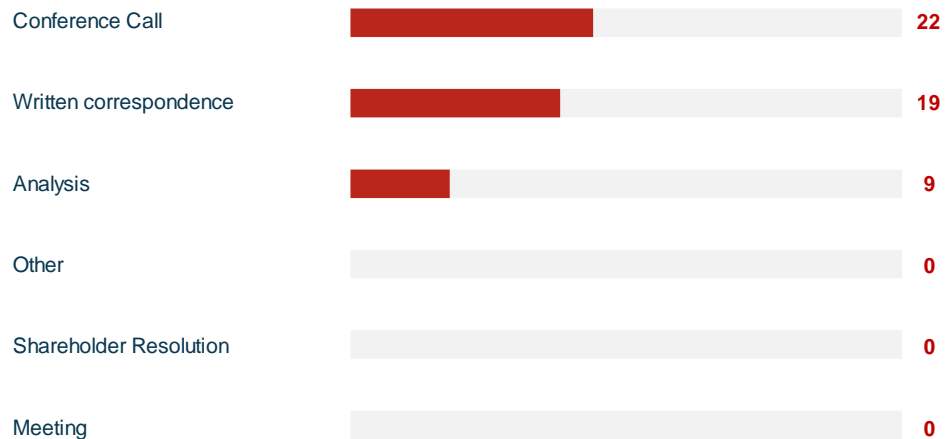
Activity (By Topic)



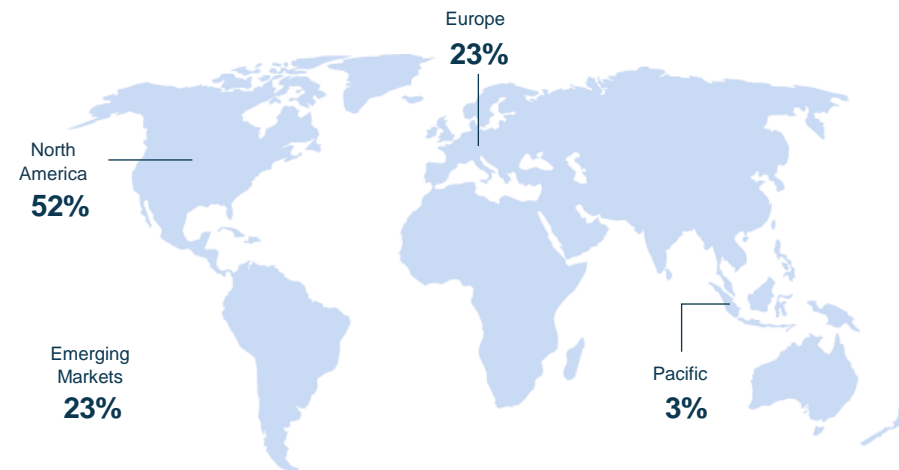
Activity (By Sector)



Activity (By Method)



Activity (By Region) (%)



Source: Robeco Active Ownership Report Q3 2022

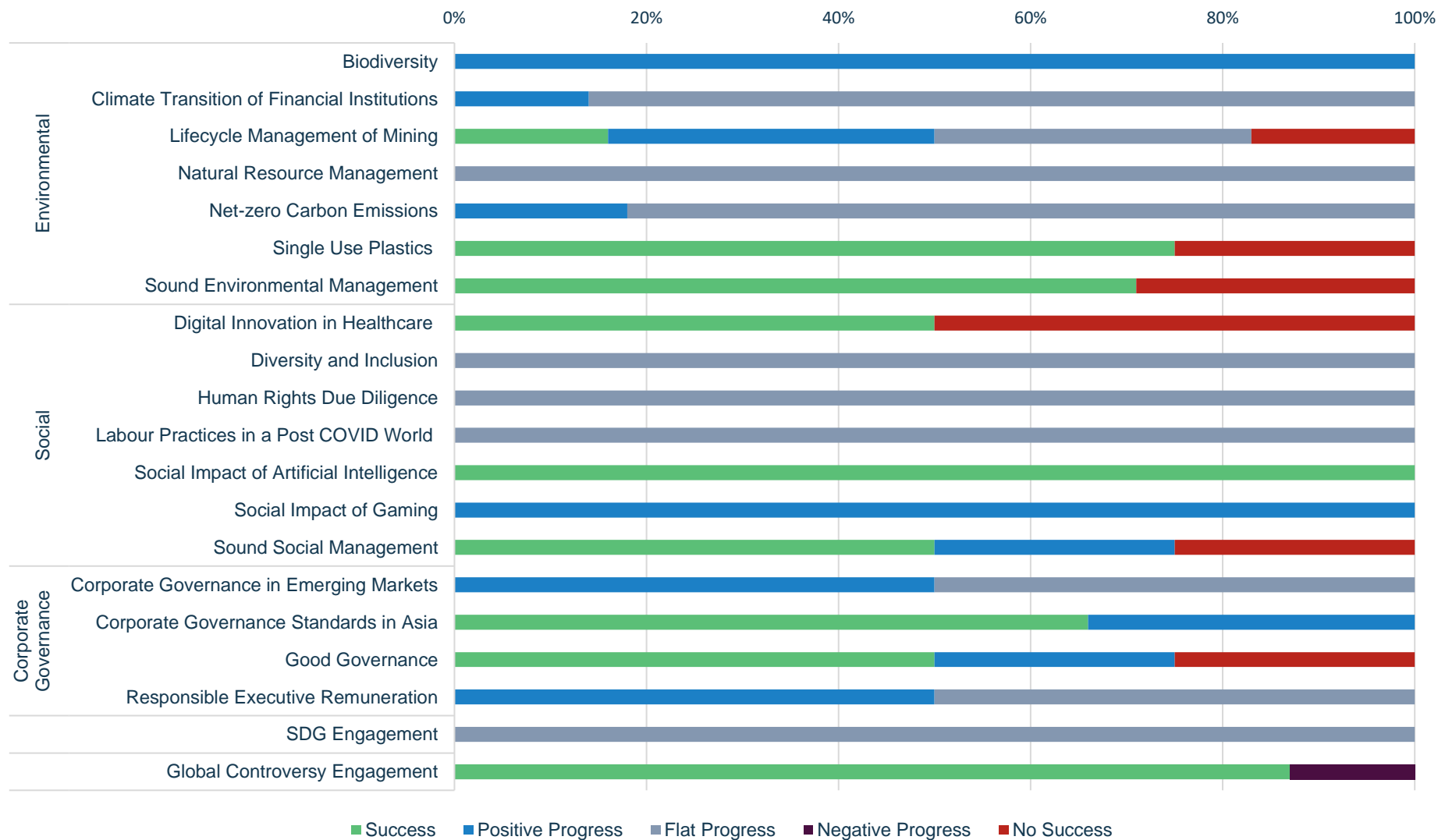
Responsible Investment Dashboard Q3 2022

2. Stewardship Headlines

Engagement (Public Markets): Robeco

The following data is specifically related to the companies in LPPI's portfolio and the engagements Robeco undertake on our behalf.

Engagement Results (by Theme)



Source: Robeco Active Ownership Report Q3 2022



Environmental sustainability consulting and software vendor serving commercial real estate asset owners and investment managers

The business provides long-term sustainability advisory services to help real estate owners to:

- efficiently comply with sustainability related regulations and reporting standards
- respond to investor scrutiny on ESG related risks
- make better informed investment decisions and avoid “**brown* discounting**” of assets

*Brown Discounting

Where buildings with poor performing energy efficiency will be less attractive to owners and occupiers, reducing the buildings value.



Halve emissions by 2030

Buildings are globally responsible for 40% of all greenhouse gas emissions and it is estimated that between \$2-3tn will need to be spent each year to **halve these emissions by 2030**. Evora assists clients (who represent \$1-2tn of AUM) to limit the environmental footprint of their real estate portfolios and increase transparency with regards to reporting on this.



Diversified workforce

Evora is a high quality employer with a **diversified workforce**, with approx. **50% female FTEs and female participation at the board**.



Satisfaction surveys

The business annually conducts **employee engagement and satisfaction surveys**. It has also had no health and safety incidents.



Planet Mark Certified

Evora is **Planet Mark Certified**, which is achieved by reporting a **reduction in its carbon footprint** and engaging with its stakeholders.



Governance policies

Evora has adopted a **comprehensive suite of governance policies** with the exception of cyber essentials, albeit relevant **ISO accreditation** is being pursued to remedy this.

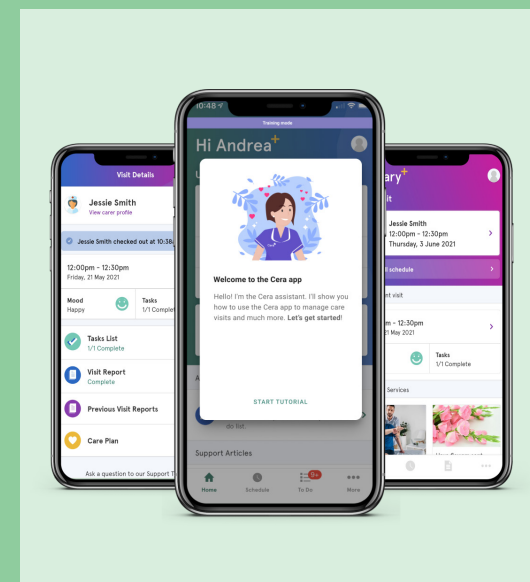




Cera is a UK-based 'digital-first' home healthcare platform, offering care, nursing, telehealth and prescription delivery services in the home.

Cera's carers and nurses collect patient symptoms and health data during at-home appointments, which Cera's artificial intelligence algorithms use to predict deterioration in conditions before they occur. This allows earlier health interventions to prevent people becoming unwell, whilst reducing the burden of 'pen and paper' administrative work, empowering carers to do what they do best: care.

For those receiving care, Cera is able to monitor conditions digitally, responding to any deterioration 30 times faster than traditional methods, reducing hospitalisations and keeping people well in their own homes.



40,000+
in-person healthcare
visits every day



52%*
of hospitalisations
reduced by Cera tech

* Based on data in 2021, looking at hospitalisation rates in the first 30 days of a service user joining Cera. Hospitalisation rates may still be caused by unseen factors.



10,000
jobs filled during
the pandemic



80%
of hospitalisations predicted
up to seven days in advance¹

1. <https://tech.eu/2022/08/04/reducing-hospital-waiting-time-and-keeping-patients-out-of-hospitals-land-320-million-for-cera/>

Portfolio Insights (Pages 1 - 2)

Sector Breakdown (%)

- Identifies the Global Equity Fund's ("GEF") sector breakdown and their proportions.

GEF Sector Weights

- Comparison of sector weights against their benchmark.
- The larger the bar the bigger the difference between GEF and benchmark weightings.
- Where a positive number is shown, this indicates the GEF is overweight to a sector.
- Where a negative number is shown, this indicates the GEF is underweight to a sector.

Top 10 Positions

- The top 10 GEF companies as a % of the asset class portfolio.

Governance Insights

- **Women on the board:** A measure of gender diversity based on the average proportion of female board members for companies in the GEF.
- **Board independence:** The average proportion of board members identified by ISS as independent. Please note independence expectations vary across markets with LPPI generally favouring greater independence.
- **Say-on-pay:** The average investor support for the most recent say-on-pay vote at a company meeting. Please note not all markets require say-on-pay votes. A vote of greater than 20% against (support < 80%) is generally considered significant.

Portfolio ESG Score

- This is a relative indicator and not a measure of portfolio ESG risk exposure.
- Individual companies are assigned an ESG score (between 0-10). The final numbers shown in the bar chart are the weighted averages of these scores for the stocks held in the GEF vs its benchmark through time.
- This table is a comparison with the benchmark and reviews changes over time.
- LPPI utilise an established methodology (developed by MSCI) for determining the ESG score of stocks within the GEF. Further details can be found here: <https://www.msci.com/documents/1296102/21901542/MSCI+ESG+Ratings+Methodology+-+Exec+Summary+Nov+2020.pdf>
- The higher the score shown, the better the ESG credentials of the GEF / benchmark.

Portfolio Insights (Pages 1 - 2)

Transition Pathway Initiative (TPI) Headlines

- TPI assess how well the largest global companies in high carbon emitting sectors are adapting their business models for a low carbon economy.
- The % of GEF covered by TPI shows the portfolio exposure to high emitting companies.
- The number/proportion of companies with top scores (TPI 3 and 4) is a measure of the quality of transition management by the high emitting companies held within the GEF.
- Detailed TPI methodology can be found through the following link: <https://www.transitionpathwayinitiative.org/methodology>

Private Market Asset Classes

- These metrics indicate the industry sector and regional breakdown as a % of the asset class for Private Equity, Infrastructure and Real Estate investments.

Green & Brown

- These metrics indicate the Pension Fund's total portfolio exposure (%) to green and brown assets. Current coverage extends to: Listed Equity, Fixed Income, Green Bonds, Private Equity, and Infrastructure.
- These are further broken down into their sectors/activities related to green and brown.
- Please be aware that due to rounding within the different breakdowns the totals may not sum correctly.

Green

These are investments in renewable energy and sectors/activities assisting in renewable energy generation, low carbon tech and wider decarbonising activities.

Brown

Investments in energy and power generation based on fossil fuel activities, including: extracting (upstream), transporting (midstream), refining (midstream), supplying (downstream), or some energy companies that legitimately span all aspects (integrated). Fossil fuels used to generate energy is part of electricity generation.

Stewardship Headlines (Pages 3 - 5)

Shareholding Voting

- Key shareholder voting metrics for LPPI's GEF.
- The Headline section provides insight into the scope of voting activity, including how votes against management is concentrated.
- LPPI is responsible for voting on each decision taken, working in partnership with Institutional Shareholder Services to best inform views prior to taking action.
- The map of votes per region is included because different jurisdictions have different voting seasons. This provides context to the reporting of voting statistics quarter to quarter as votes take place in batches depending on the companies domicile at different points throughout the year.

Engagement (Public Markets)

- Engagement is an active, long-term dialogue between investors and companies on environmental, social and governance factors, which can be executed through a variety of channels.
- LPPI has engaged an external provider (Robeco Active Ownership Team) to supplement dialogue underway by LPPI and external delegate managers.
- This section outlines the engagement activities undertaken by Robeco in the public markets by topic, sector, method, and region (indicating the number of companies engaged / geographical distribution).
- "Activity by method" summarises engagements by category / method and can include multiple inputs from the same company.
- The updated Robeco Active Ownership report summarises our engagement activities for the quarter and breaks them down into sub-sectors, where they are rated on success/progress (shown as a %).
- Page 9 of the Robeco stewardship policy outlines further details of their process: <https://www.robeco.com/docm/docu-robeco-stewardship-policy.pdf>

Real World Outcomes (Pages 6 - 7)

- This section provides real world ESG case studies, relevant to the Pension Fund's holdings, which rotate between asset classes each quarter.
- The focus of the real world outcomes rotates between asset classes for each quarter in the following pattern:
 - Q1 – Infrastructure
 - Q3 – Real Estate
 - Q3 – Private Equity
 - Q4 – GEF
- The case studies are an in-depth review of positive ESG practices for current investments within the portfolio over the past year.

The named client pension fund has been assessed as an elective Professional Client for the purposes of the FCA regulations. All information, including valuation information, contained herein is proprietary and/or confidential to Local Pensions Partnership Ltd (LPP) and its subsidiary, Local Pensions Partnership Investments Ltd only (LPPi) (together the "LPP Group"). LPPi is authorised and regulated by the Financial Conduct Authority. This document and its content are provided solely for the internal use of the intended recipient(s) and subject to the terms and conditions of this disclaimer. Unless otherwise required by English law, you shall not disseminate, distribute or copy this document or any of the information provided in it in whole or part, without the express written consent of the authorised representative of the LPP Group. The purpose of this document is to provide fund and performance analysis for the named client pension fund only. It does not provide advice and should not be relied upon for any purpose including (but not limited to) investment decisions. Market and exchange rate movements can cause the value of an investment to fall as well as rise. Past performance is not an indicator of future performance. Without limitation to the aforesaid, this document and its contents are provided 'as is' without any representation or warranty (express or implied), and no member of the LPP Group nor any of their respective directors, officers and employees shall be held liable, as to the appropriateness, accuracy or completeness of the information provided herein.